

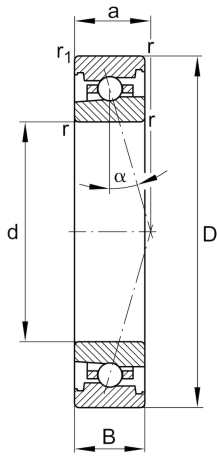
FAG

HS71919-C-T-P4S-UL

Angular contact ball bearing

Spindle bearings HS719...-C, adjusted, in pairs or sets, contact angle $\alpha = 15^\circ$, restricted tolerances

Technical information



Main Dimensions & Performance Data

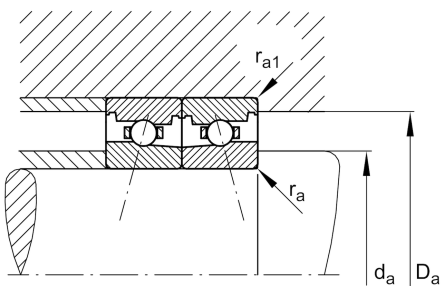
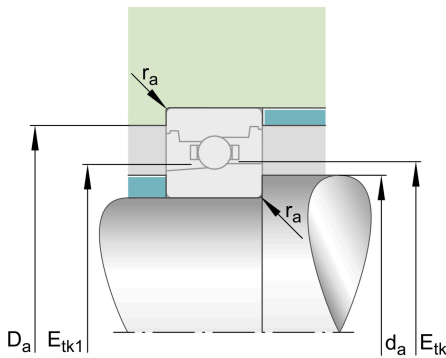
d	95 mm	Bore diameter
D	130 mm	Outside diameter
B	18 mm	Width
C_r	23.900 N	Basic dynamic load rating, radial
C_{0r}	19.900 N	Basic static load rating, radial
C_{ur}	1.980 N	Fatigue load limit, radial
$n_{G \text{ Grease}}$	14.000 1/min	Limiting speed for grease lubrication
$n_{G \text{ Oil}}$	22.000 1/min	Limiting speed for oil lubrication
$\approx m$	0,578 kg	Weight

Mounting dimensions

d_a	102 mm	Diameter shaft shoulder
d_a	h12	Diameter shaft shoulder clearance
D_a	124 mm	Shoulder diameter outer ring
D_a	H12	Shoulder diameter outer ring clearance
$r_{a \text{ max}}$	0,6 mm	Maximum recess radius
$r_{a1 \text{ max}}$	0,6 mm	Maximum recess radius
$E_{tk \text{ min}}$	108,2 mm	Minimum diameter injection pitch
$E_{tk \text{ max}}$	109,7 mm	Maximum diameter injection pitch
$E_{tk1 \text{ min}}$	105,6 mm	Minimum diameter injection pitch
$E_{tk1 \text{ max}}$	109,7 mm	Maximum diameter injection pitch
a	24,1 mm	Distance between the apexes of the pressure cones

Dimensions

r_{min}	1,1 mm	Minimum chamfer dimension
$r_{1 \text{ min}}$	1,1 mm	Minimum chamfer dimension
α	15 °	Contact angle





Temperature range

T_{\min}	-30 °C	Operating temperature min.
T_{\max}	100 °C	Operating temperature max.

Additional information

F_{VL}	82 N	Preload force light
F_{VM}	246 N	Preload force medium
F_{VH}	492 N	Preload force heavy
K_{aEL}	244 N	Lift-off force light
K_{aEM}	766 N	Lift-off force medium
K_{aEH}	1.593 N	Lift-off force heavy
c_{aL}	60 N/μm	Axial rigidity light
c_{aM}	94 N/μm	Axial rigidity medium
c_{aH}	127 N/μm	Axial rigidity heavy