

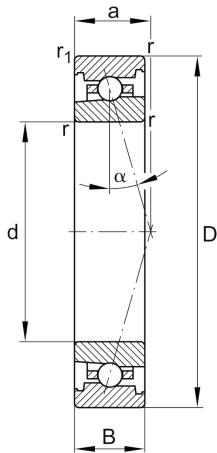
FAG

HS71916-C-T-P4S-UL

Angular contact ball bearing

Spindle bearings HS719...-C, adjusted, in pairs or sets, contact angle $\alpha = 15^\circ$, restricted tolerances

Technical information



Main Dimensions & Performance Data

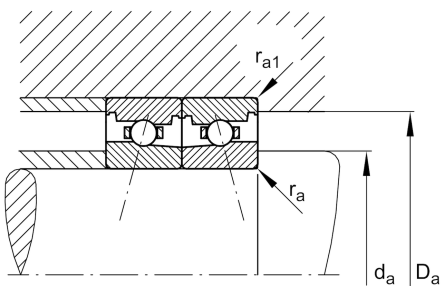
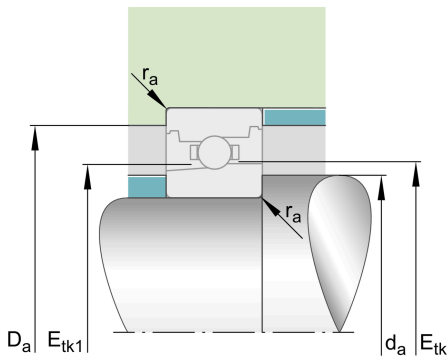
d	80 mm	Bore diameter
D	110 mm	Outside diameter
B	16 mm	Width
C_r	20.300 N	Basic dynamic load rating, radial
C_{0r}	15.500 N	Basic static load rating, radial
C_{ur}	1.640 N	Fatigue load limit, radial
$n_{G \text{ Grease}}$	17.000 1/min	Limiting speed for grease lubrication
$n_{G \text{ Oil}}$	26.000 1/min	Limiting speed for oil lubrication
$\approx m$	0,363 kg	Weight

Mounting dimensions

d_a	86 mm	Diameter shaft shoulder
d_a	h12	Diameter shaft shoulder clearance
D_a	104 mm	Shoulder diameter outer ring
D_a	H12	Shoulder diameter outer ring clearance
$r_{a \text{ max}}$	0,6 mm	Maximum recess radius
$r_{a1 \text{ max}}$	0,3 mm	Maximum recess radius
$E_{tk \text{ min}}$	91 mm	Minimum diameter injection pitch
$E_{tk \text{ max}}$	92,5 mm	Maximum diameter injection pitch
$E_{tk1 \text{ min}}$	88,5 mm	Minimum diameter injection pitch
$E_{tk1 \text{ max}}$	92,5 mm	Maximum diameter injection pitch
a	20,7 mm	Distance between the apexes of the pressure cones

Dimensions

r_{min}	1 mm	Minimum chamfer dimension
$r_{1 \text{ min}}$	1 mm	Minimum chamfer dimension
α	15 °	Contact angle





Temperature range

T_{\min}	-30 °C	Operating temperature min.
T_{\max}	100 °C	Operating temperature max.

Additional information

F_{VL}	71 N	Preload force light
F_{VM}	213 N	Preload force medium
F_{VH}	426 N	Preload force heavy
K_{aEL}	212 N	Lift-off force light
K_{aEM}	666 N	Lift-off force medium
K_{aEH}	1.385 N	Lift-off force heavy
c_{aL}	52 N/ μm	Axial rigidity light
c_{aM}	82 N/ μm	Axial rigidity medium
c_{aH}	112 N/ μm	Axial rigidity heavy