

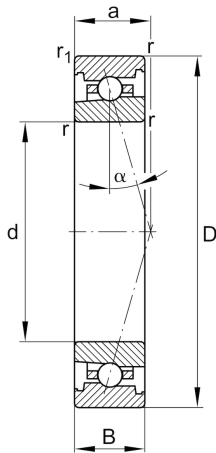
FAG

HS71912-E-T-P4S-UL

Angular contact ball bearing

Spindle bearings HS719..-E, adjusted, in pairs or sets, contact angle $\alpha = 15^\circ$, restricted tolerances

Technical information



Main Dimensions & Performance Data

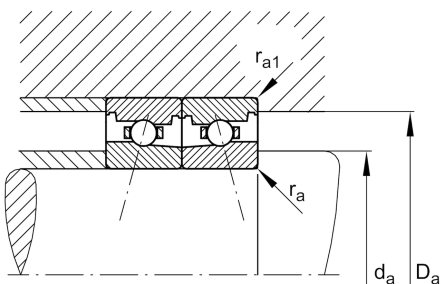
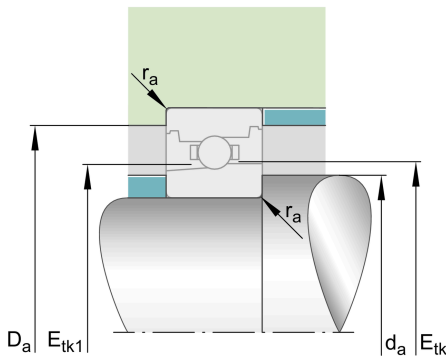
d	60 mm	Bore diameter
D	85 mm	Outside diameter
B	13 mm	Width
C_r	12.600 N	Basic dynamic load rating, radial
C_{0r}	8.700 N	Basic static load rating, radial
C_{ur}	920 N	Fatigue load limit, radial
$n_{G \text{ Grease}}$	20.000 1/min	Limiting speed for grease lubrication
$n_{G \text{ Oil}}$	30.000 1/min	Limiting speed for oil lubrication
$\approx m$	0,186 kg	Weight

Mounting dimensions

d_a	65 mm	Diameter shaft shoulder
d_a	h12	Diameter shaft shoulder clearance
D_a	80,5 mm	Shoulder diameter outer ring
D_a	H12	Shoulder diameter outer ring clearance
$r_{a \text{ max}}$	0,6 mm	Maximum recess radius
$r_{a1 \text{ max}}$	0,3 mm	Maximum recess radius
$E_{tk \text{ min}}$	69,2 mm	Minimum diameter injection pitch
$E_{tk \text{ max}}$	70,4 mm	Maximum diameter injection pitch
$E_{tk1 \text{ min}}$	67,1 mm	Minimum diameter injection pitch
$E_{tk1 \text{ max}}$	70,4 mm	Maximum diameter injection pitch
a	23,4 mm	Distance between the apexes of the pressure cones

Dimensions

r_{min}	1 mm	Minimum chamfer dimension
$r_{1 \text{ min}}$	1 mm	Minimum chamfer dimension
α	25 °	Contact angle



**Temperature range**

T_{\min}	-30 °C	Operating temperature min.
T_{\max}	100 °C	Operating temperature max.

Additional information

F_{VL}	76 N	Preload force light
F_{VM}	228 N	Preload force medium
F_{VH}	455 N	Preload force heavy
K_{aEL}	219 N	Lift-off force light
K_{aEM}	670 N	Lift-off force medium
K_{aEH}	1.368 N	Lift-off force heavy
c_{aL}	99 N/μm	Axial rigidity light
c_{aM}	147 N/μm	Axial rigidity medium
c_{aH}	192 N/μm	Axial rigidity heavy