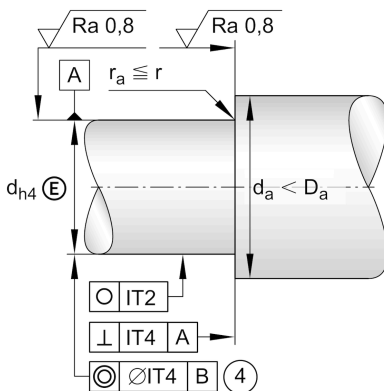
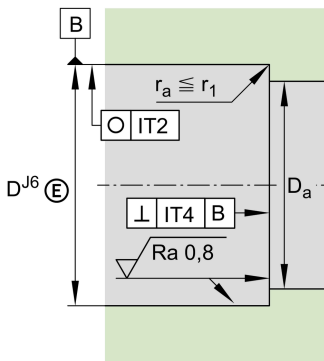
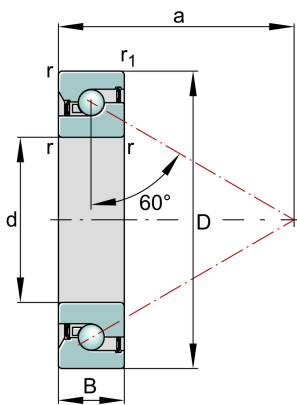


Technical information



Main Dimensions & Performance Data

d	30 mm	Bore diameter
	0 mm	Bore diameter upper tolerance
	-0,005 mm	Bore diameter lower tolerance
D	62 mm	Outside diameter
	0 mm	Outside diameter upper tolerance
	-0,007 mm	Outside diameter lower tolerance
B	15 mm	Width
	0 mm	Width upper tolerance
	-0,12 mm	Width lower tolerance
C_a	32.000 N	Basic dynamic load rating, axial
C_{0a}	64.000 N	Basic static load rating, axial
C_{ua}	3.850 N	Fatigue load limit, axial
$n_{G \text{ Grease}}$	6.700 1/min	Limiting speed for grease lubrication
n_g	5.400 1/min	Thermally safe operating speed
$\approx m$	0,214 kg	Weight

Mounting dimensions

D_a	54 mm	Diameter of housing
D_a	H12	Diameter of housing clearance
d_a	38 mm	Diameter shaft
d_a	h12	Diameter shaft clearance

Dimensions

r_{\min}	1 mm	Minimum chamfer dimension
$r_{1 \min}$	0,6 mm	Minimum chamfer dimension
a	39,4 mm	Distance between the apexes of the pressure cones
α	60 °	Contact angle



Temperature range

T_{min}	-30 °C	Operating temperature min.
T_{max}	120 °C	Operating temperature max.

Additional information

M_R	0,13 Nm	Bearing frictional torque
c_{aL}	1.034 N/μm	Rigidity axial
	2,5 μm	Axial runout
	ZM30	Recommended INA precision locknut for radial locking
	AM30	Recommended INA precision locknut for axial locking
M_A	32 Nm	Tightening torque for the recommended INA precision locknut
	11.080 N	Required locknut force axial