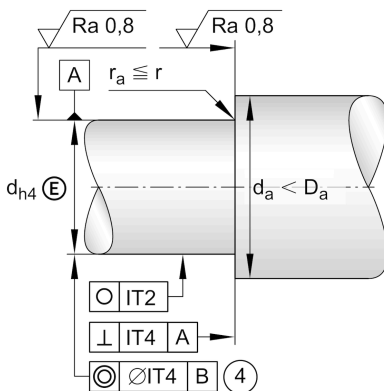
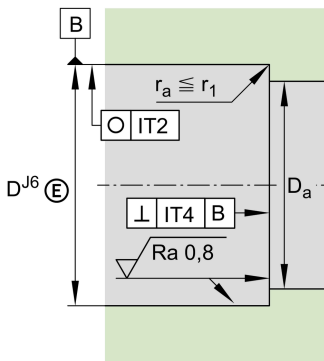
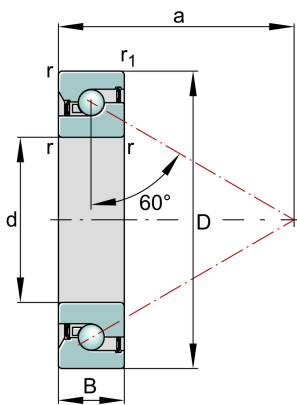


Technical information



Main Dimensions & Performance Data

d	25 mm	Bore diameter
	0 mm	Bore diameter upper tolerance
	-0,005 mm	Bore diameter lower tolerance
D	62 mm	Outside diameter
	0 mm	Outside diameter upper tolerance
	-0,007 mm	Outside diameter lower tolerance
B	15 mm	Width
	0 mm	Width upper tolerance
	-0,12 mm	Width lower tolerance
C _a	32.000 N	Basic dynamic load rating, axial
C _{0a}	64.000 N	Basic static load rating, axial
C _{ua}	3.850 N	Fatigue load limit, axial
n _{G Grease}	6.700 1/min	Limiting speed for grease lubrication
n _g	5.400 1/min	Thermally safe operating speed
≈m	0,24 kg	Weight

Mounting dimensions

D _a	54 mm	Diameter of housing
D _a	H12	Diameter of housing clearance
d _a	38 mm	Diameter shaft
d _a	h12	Diameter shaft clearance

Dimensions

r _{min}	1 mm	Minimum chamfer dimension
r _{1 min}	0,6 mm	Minimum chamfer dimension
a	39,4 mm	Distance between the apexes of the pressure cones
α	60 °	Contact angle



Temperature range

T_{min}	-30 °C	Operating temperature min.
T_{max}	120 °C	Operating temperature max.

Additional information

M_R	0,13 Nm	Bearing frictional torque
c_{aL}	1.001 N/μm	Rigidity axial
	2 μm	Axial runout
	ZMA25/45	Recommended INA precision locknut for radial locking
	AM25	Recommended INA precision locknut for axial locking
M_A	30 Nm	Tightening torque for the recommended INA precision locknut
	11.810 N	Required locknut force axial