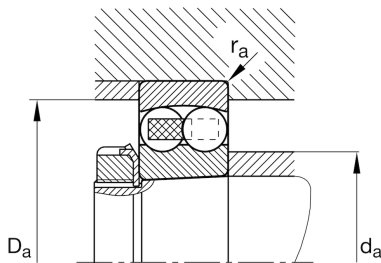
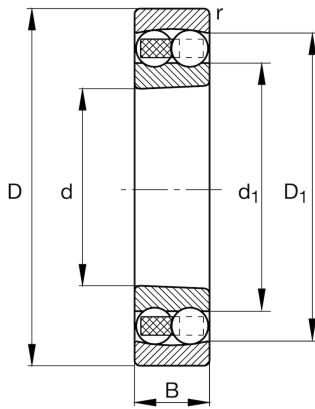
**FAG****2320-K-M-C3**

Self-aligning ball bearing

Self-aligning ball bearing 23...-K-M, tapered bore taper 1:12, solid brass cage

## Technical information

**Main Dimensions & Performance Data**

d	100 mm	Bore diameter
D	215 mm	Outside diameter
B	73 mm	Width
$C_r$	196.000 N	Basic dynamic load rating, radial
$C_{0r}$	79.000 N	Basic static load rating, radial
$C_{ur}$	4.000 N	Fatigue load limit, radial
$n_G$	4.300 1/min	Limiting speed
$n_{gr}$	4.350 1/min	Reference speed
$\approx m$	12,1 kg	Weight

**Mounting dimensions**

$d_{a \min}$	114 mm	Minimum diameter shaft shoulder
$d_{a \max}$	125 mm	Maximum diameter shaft shoulder
$D_{a \max}$	201 mm	Maximum diameter of housing shoulder
$d_{b \min}$	110 mm	Minimum cavity diameter of the sleeve
$B_{a \min}$	7 mm	Minimum cavity width of the sleeve
$r_{a \max}$	2,5 mm	Maximum fillet radius

**Dimensions**

$r_{\min}$	3 mm	Minimum chamfer dimension
$D_1$	182,7 mm	Shoulder diameter outer ring
$d_1$	130,82 mm	Shoulder diameter inner ring

**Temperature range**

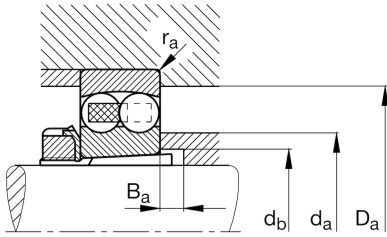
$T_{\min}$	-30 °C	Operating temperature min.
$T_{\max}$	150 °C	Operating temperature max.



View product details on medias

29.04.2024, 12:01:59 CEST

SCHAEFFLER



### Calculation factors

e	0,38	Limiting value of $F_a/F_r$ for the applicability of diff. Values of factors X and Y
$Y_1$	1,67	Dynamic axial load factor
$Y_2$	2,59	Dynamic axial load factor
$Y_0$	1,75	Static axial load factor

### Additional information

H2320	Adapter sleeve
-------	----------------