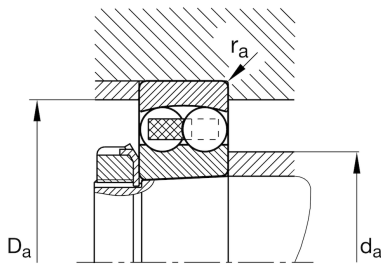
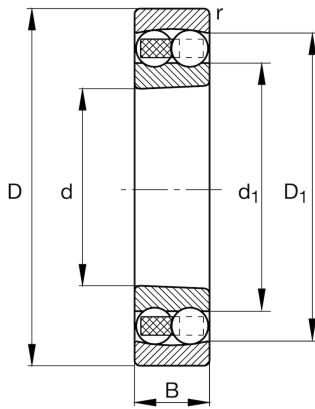
**FAG****2310-K-TVH-C3**

Self-aligning ball bearing

Self-aligning ball bearing 23...-K-TVH,
tapered bore taper 1:12, plastic cage

Technical information

**Main Dimensions & Performance Data**

d	50 mm	Bore diameter
D	110 mm	Outside diameter
B	40 mm	Width
C_r	66.000 N	Basic dynamic load rating, radial
C_{0r}	20.200 N	Basic static load rating, radial
C_{ur}	1.280 N	Fatigue load limit, radial
n_G	6.300 1/min	Limiting speed
n_{gr}	7.600 1/min	Reference speed
$\approx m$	1,554 kg	Weight

Mounting dimensions

$d_{a \min}$	61 mm	Minimum diameter shaft shoulder
$d_{a \max}$	63 mm	Maximum diameter shaft shoulder
$D_{a \max}$	99 mm	Maximum diameter of housing shoulder
$d_{b \min}$	56 mm	Minimum cavity diameter of the sleeve
$B_{a \min}$	5 mm	Minimum cavity width of the sleeve
$r_{a \max}$	2 mm	Maximum fillet radius

Dimensions

r_{\min}	2 mm	Minimum chamfer dimension
D_1	91,44 mm	Shoulder diameter outer ring
d_1	65,86 mm	Shoulder diameter inner ring

Temperature range

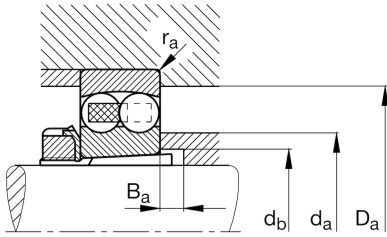
T_{\min}	-30 °C	Operating temperature min.
T_{\max}	120 °C	Operating temperature max.



View product details on medias

25.04.2024, 17:58:37 CEST

SCHAEFFLER



Calculation factors

e	0,43	Limiting value of F_a/F_r for the applicability of diff. Values of factors X and Y
Y_1	1,46	Dynamic axial load factor
Y_2	2,27	Dynamic axial load factor
Y_0	1,53	Static axial load factor

Additional information

H2310	Adapter sleeve
-------	----------------