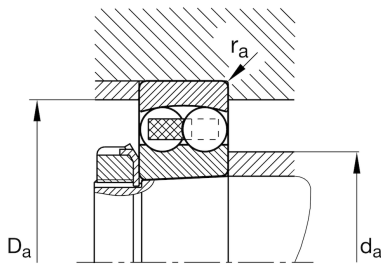
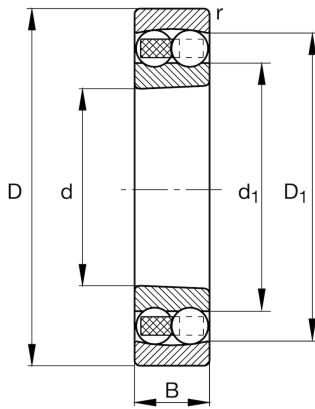
**FAG****2219-K-M-C3**

Self-aligning ball bearing

Self-aligning ball bearing 22..-K-M, tapered bore taper 1:12, solid brass cage

Technical information

**Main Dimensions & Performance Data**

d	95 mm	Bore diameter
D	170 mm	Outside diameter
B	43 mm	Width
C_r	84.000 N	Basic dynamic load rating, radial
C_{0r}	34.500 N	Basic static load rating, radial
C_{ur}	1.890 N	Fatigue load limit, radial
n_G	6.100 1/min	Limiting speed
n_{gr}	5.000 1/min	Reference speed
$\approx m$	4,142 kg	Weight

Mounting dimensions

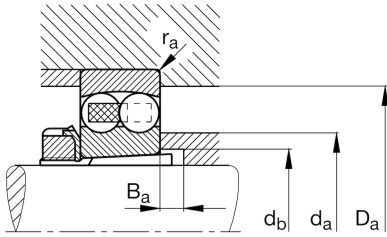
$d_{a \min}$	107 mm	Minimum diameter shaft shoulder
$d_{a \max}$	114 mm	Maximum diameter shaft shoulder
$D_{a \max}$	158 mm	Maximum diameter of housing shoulder
$d_{b \min}$	102 mm	Minimum cavity diameter of the sleeve
$B_{a \min}$	9 mm	Minimum cavity width of the sleeve
$r_{a \max}$	2,1 mm	Maximum fillet radius

Dimensions

r_{\min}	2,1 mm	Minimum chamfer dimension
D_1	147,86 mm	Shoulder diameter outer ring
d_1	118,9 mm	Shoulder diameter inner ring

Temperature range

T_{\min}	-30 °C	Operating temperature min.
T_{\max}	150 °C	Operating temperature max.



Calculation factors

e	0,27	Limiting value of F_a/F_r for the applicability of diff. Values of factors X and Y
Y_1	2,33	Dynamic axial load factor
Y_2	3,61	Dynamic axial load factor
Y_0	2,45	Static axial load factor

Additional information

H319	Adapter sleeve
------	----------------