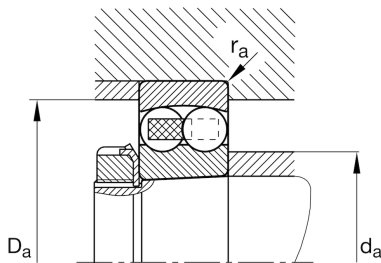
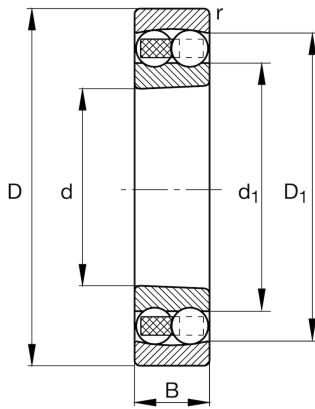
**FAG****2217-K-M**

Self-aligning ball bearing

Self-aligning ball bearing 22..-K-M, tapered bore taper 1:12, solid brass cage

Technical information

**Main Dimensions & Performance Data**

d	85 mm	Bore diameter
D	150 mm	Outside diameter
B	36 mm	Width
C_r	59.000 N	Basic dynamic load rating, radial
C_{0r}	23.600 N	Basic static load rating, radial
C_{ur}	1.380 N	Fatigue load limit, radial
n_G	7.200 1/min	Limiting speed
n_{gr}	5.200 1/min	Reference speed
$\approx m$	2,632 kg	Weight

Mounting dimensions

$d_{a \min}$	96 mm	Minimum diameter shaft shoulder
$d_{a \max}$	102 mm	Maximum diameter shaft shoulder
$D_{a \max}$	139 mm	Maximum diameter of housing shoulder
$d_{b \min}$	91 mm	Minimum cavity diameter of the sleeve
$B_{a \min}$	12 mm	Minimum cavity width of the sleeve
$r_{a \max}$	2 mm	Maximum fillet radius

Dimensions

r_{\min}	2 mm	Minimum chamfer dimension
D_1	129,97 mm	Shoulder diameter outer ring
d_1	105,2 mm	Shoulder diameter inner ring

Temperature range

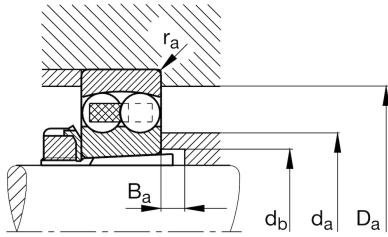
T_{\min}	-30 °C	Operating temperature min.
T_{\max}	150 °C	Operating temperature max.



View product details on medias

29.04.2024, 11:31:57 CEST

SCHAEFFLER



Calculation factors

e	0,26	Limiting value of F_a/F_r for the applicability of diff. Values of factors X and Y
Y_1	2,46	Dynamic axial load factor
Y_2	3,8	Dynamic axial load factor
Y_0	2,57	Static axial load factor

Additional information

H317	Adapter sleeve
------	----------------