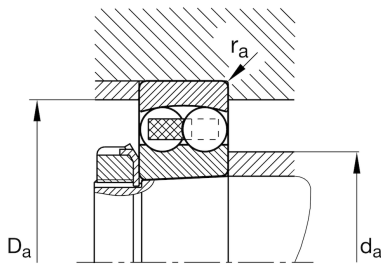
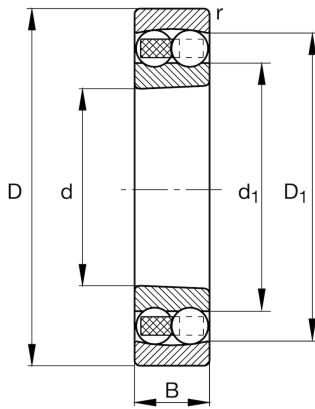
**FAG****1322-K-M-C3**

Self-aligning ball bearing

Self-aligning ball bearing 13...-K-M, tapered bore taper 1:12, solid brass cage

Technical information

**Main Dimensions & Performance Data**

d	110 mm	Bore diameter
D	240 mm	Outside diameter
B	50 mm	Width
C_r	165.000 N	Basic dynamic load rating, radial
C_{0r}	72.000 N	Basic static load rating, radial
C_{ur}	3.400 N	Fatigue load limit, radial
n_G	4.200 1/min	Limiting speed
n_{gr}	3.400 1/min	Reference speed
$\approx m$	11,767 kg	Weight

Mounting dimensions

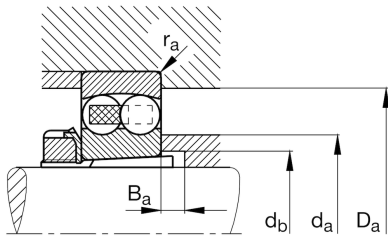
$d_{a \min}$	124 mm	Minimum diameter shaft shoulder
$d_{a \max}$	150 mm	Maximum diameter shaft shoulder
$D_{a \max}$	226 mm	Maximum diameter of housing shoulder
$d_{b \min}$	118 mm	Minimum cavity diameter of the sleeve
$B_{a \min}$	9 mm	Minimum cavity width of the sleeve
$r_{a \max}$	2,5 mm	Maximum fillet radius

Dimensions

r_{\min}	3 mm	Minimum chamfer dimension
D_1	202,5 mm	Shoulder diameter outer ring
d_1	154,46 mm	Shoulder diameter inner ring
C_1	2,7 mm	Overhang rolling element

Temperature range

T_{\min}	-30 °C	Operating temperature min.
T_{\max}	150 °C	Operating temperature max.



Calculation factors

e	0,23	Limiting value of F_a/F_r for the applicability of diff. Values of factors X and Y
Y_1	2,78	Dynamic axial load factor
Y_2	4,3	Dynamic axial load factor
Y_0	2,91	Static axial load factor

Additional information

H322	Adapter sleeve
------	----------------

