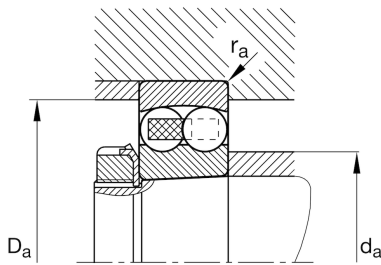
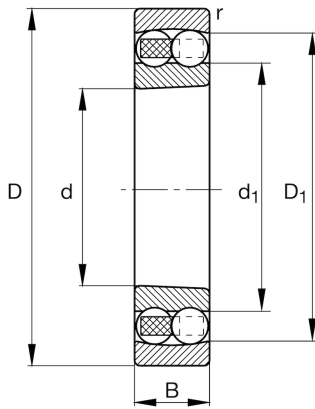
**FAG****1319-K-M-C3**

Self-aligning ball bearing

Self-aligning ball bearing 13.-K-M, tapered bore taper 1:12, solid brass cage

Technical information

**Main Dimensions & Performance Data**

d	95 mm	Bore diameter
D	200 mm	Outside diameter
B	45 mm	Width
C_r	134.000 N	Basic dynamic load rating, radial
C_{0r}	51.000 N	Basic static load rating, radial
C_{ur}	2.650 N	Fatigue load limit, radial
n_G	5.100 1/min	Limiting speed
n_{gr}	4.050 1/min	Reference speed
$\approx m$	6,9 kg	Weight

Mounting dimensions

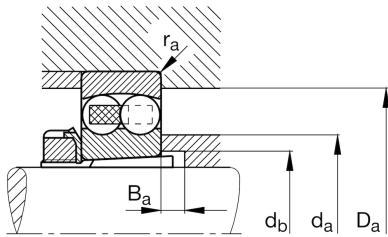
$d_{a \min}$	109 mm	Minimum diameter shaft shoulder
$d_{a \max}$	126 mm	Maximum diameter shaft shoulder
$D_{a \max}$	186 mm	Maximum diameter of housing shoulder
$d_{b \min}$	102 mm	Minimum cavity diameter of the sleeve
$B_{a \min}$	7 mm	Minimum cavity width of the sleeve
$r_{a \max}$	2,5 mm	Maximum fillet radius

Dimensions

r_{\min}	3 mm	Minimum chamfer dimension
D_1	169,85 mm	Shoulder diameter outer ring
d_1	127,6 mm	Shoulder diameter inner ring
C_1	1,6 mm	Overhang rolling element

Temperature range

T_{\min}	-30 °C	Operating temperature min.
T_{\max}	150 °C	Operating temperature max.



Calculation factors

e	0,23	Limiting value of F_a/F_r for the applicability of diff. Values of factors X and Y
Y_1	2,74	Dynamic axial load factor
Y_2	4,25	Dynamic axial load factor
Y_0	2,88	Static axial load factor

Additional information

H319	Adapter sleeve
------	----------------

