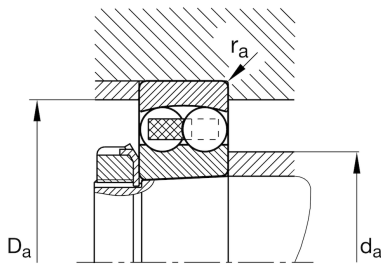
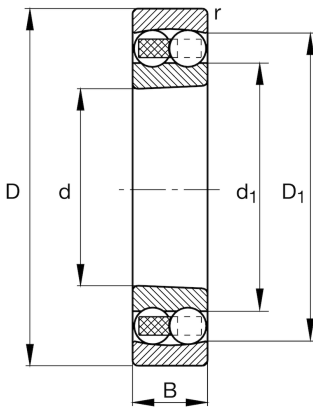
**FAG****1315-K-M-C3**

Self-aligning ball bearing

Self-aligning ball bearing 13..-K-M, tapered bore taper 1:12, solid brass cage

Technical information

**Main Dimensions & Performance Data**

d	75 mm	Bore diameter
D	160 mm	Outside diameter
B	37 mm	Width
C_r	80.000 N	Basic dynamic load rating, radial
C_{0r}	30.000 N	Basic static load rating, radial
C_{ur}	1.740 N	Fatigue load limit, radial
n_G	6.700 1/min	Limiting speed
n_{gr}	4.750 1/min	Reference speed
$\approx m$	3,51 kg	Weight

Mounting dimensions

$d_{a \min}$	87 mm	Minimum diameter shaft shoulder
$d_{a \max}$	100 mm	Maximum diameter shaft shoulder
$D_{a \max}$	148 mm	Maximum diameter of housing shoulder
$d_{b \min}$	80 mm	Minimum cavity diameter of the sleeve
$B_{a \min}$	6 mm	Minimum cavity width of the sleeve
$r_{a \max}$	2,1 mm	Maximum fillet radius

Dimensions

r_{\min}	2,1 mm	Minimum chamfer dimension
D_1	134,8 mm	Shoulder diameter outer ring
d_1	104,8 mm	Shoulder diameter inner ring

Temperature range

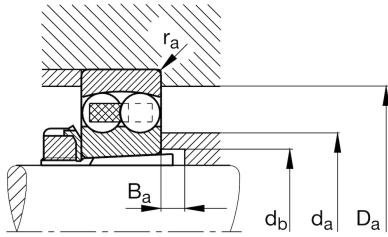
T_{\min}	-30 °C	Operating temperature min.
T_{\max}	150 °C	Operating temperature max.



View product details on medias

29.04.2024, 11:20:48 CEST

SCHAEFFLER



Calculation factors

e	0,23	Limiting value of F_a/F_r for the applicability of diff. Values of factors X and Y
Y_1	2,78	Dynamic axial load factor
Y_2	4,3	Dynamic axial load factor
Y_0	2,91	Static axial load factor

Additional information

H315	Adapter sleeve
------	----------------